



Speed of Darkness

When the first crossplane MT was launched a decade ago it brought a whole new riding emotion to the street. Because every MT's clear focus is on torque, agility and feel. With its raw and uncompromising style, premium finish and the most incredible technology, the next evolution MT-10 SP takes the Hyper Naked riding experience to a completely new level.

Right now the Hyper Naked category is where the some of the most radical designs and the most extreme technologies are emerging. With its compact headlight assembly and redesigned body, the MT-10 SP projects a brutal and aggressive look that highlights its mechanical strength and functionality. And its specially tuned intake and exhaust broadcast a sensational soundtrack.



- 4.2" TFT Meter with Ride Mode selection
- Titanium exhaust system
- Up and down quickshifter
- 6-Axis IMU with full rider aids suite
- Gen-2 Öhlins Electronic Suspension
- 3-piece belly cowl
- Braided brake hoses
- Dedicated Icon Performance colour
- Brembo radial master cylinder
- 998cc CP4 engine
- APSG throttle with selectable PWR-modes

No other naked sport can match its stunning specification. Equipped with a total package of electronic rider control technology, the R1-derived 998cc crossplane engine delivers absolutely incredible performance that a wide range of adjustability that allows you to make this bike your own. And the Öhlins semi-active electronic suspension is a total game changer. Are you ready for the Hyper Naked future?

Speed of Darkness.

The MT-10 SP is ready to introduce you to the ultimate riding experience. Its CP4 engine is the most powerful in the Hyper Naked line-up. And the radical semi-active electronic suspension and high-tech rider aids represent the dawn of a thrilling new era in total ride-by-wire controllability.


This brutal and iconic naked sport bike is the first motorcycle in the world to be fitted with Öhlins' 6-mode electronically controlled spool valve suspension. In semi-active mode the damping force is automatically adjusted to suit riding conditions, giving the highest degree of chassis precision when braking, accelerating and cornering.

To enable you to fully exploit the 998cc engine's power and torque there's a 6-axis Inertial Measurement Unit (IMU) that controls traction, slides, wheelies, engine braking and brake power. Exclusive MT-10 SP equipment includes a 3-piece lower cowl and braided brake hoses – and with its dynamic race-inspired Icon Performance colour and premium finish, the MT-10 SP has it all.




Gen-2 Öhlins Electronic Suspension

The MT-10 SP is the first motorcycle in the world to be equipped with the radical Öhlins electronically controlled spool valve suspension. Offering a wide range of more precisely controlled settings, this pioneering system gives a choice of three semi-active and three manual modes that provide a higher degree of controllability for the most thrilling high performance riding experience.



3-piece belly cowl

Another of the exclusive features on the MT-10 SP is a lightweight 3-piece belly cowl that gives the bike a refined and aggressive sports look and directs air at the oil cooler for consistent operating temperatures.



Braided brake hoses

High performance bikes need high performance brakes and the radial mount front calipers and rear caliper are equipped with braided brake hoses that retain their feel and effectiveness under the most extreme pressures.




Dedicated Icon Performance colour

The MT-10 SP's unique and class-leading specification is highlighted by the exclusive Icon Performance colour that is inspired by the design seen on the race-bred R1M track bike.



Brembo radial master cylinder

With its R1 derived system featuring dual floating 320mm discs and 4-piston radial mounted calipers, the MT-10 SP is equipped with a truly sophisticated braking package. The model is fitted with a Brembo radial front brake master cylinder for even more accurate feel and controllability, giving you the ultimate stopping performance.



998cc CP4 engine

Nothing can match the thrill of the MT-10 SP's powerful 998cc CP4 engine. Its crossplane technology design gives an uneven firing sequence that delivers sensational torque for remarkable acceleration – and the bike features a tuned intake system with large intake ducts and tank-mounted Acoustic Amplifier Grilles that emit a deep roar for a spine-tingling experience as you open the throttle.

Engine

Engine type	4-stroke; Liquid-cooled; 4-Cylinder; DOHC
Displacement	998cc
Bore x stroke	79,0 × 50,9 mm
Compression ratio	12,0 : 1
Lubrication system	Wet sump
Clutch Type	Wet; Multiple Disc
Ignition system	TCI
Starter system	Electric
Transmission system	Constant Mesh; 6-speed
Final transmission	Chain
Carburettor	Electronic Fuel Injection
Maximum power	122,0 kW (165,9 PS) @ 11.500 rpm
Maximum Torque	112,0 Nm (11,4 kgf-m) @ 9.000 rpm
Fuel consumption	6,83 L/100 km
CO2 emission	159 g/km

Chassis

Frame	Diamond
Front suspension system	Telescopic fork
Front travel	120 mm
Rear suspension system	link suspension; Swingarm
Rear Travel	120 mm
Front brake	Hydraulic dual disc brake, Ø 320 mm
Rear brake	Hydraulic single disc brake, Ø 220 mm
Front tyre	120/70 ZR17M/C (58W) Tubeless
Rear tyre	190/55 ZR17M/C (75W) Tubeless
Caster Angle	24°
Trail	102 mm

Dimensions

Overall length	2.100 mm
Overall width	800 mm
Overall height	1.165 mm
Seat height	835 mm
Wheel base	1.405 mm
Minimum ground clearance	135 mm
Wet weight (including full oil and fuel tank)	214 kg
Fuel tank capacity	17 L
Oil tank capacity	4,90 L



MT-10 SP

Always wear a helmet, eye protection and protective clothing. Yamaha encourage you to ride safely and respect fellow riders and the environment. Images shown depict professional riders performing under controlled conditions. Specifications and appearance of Yamaha products as shown here are subject to change without notice and may vary according to requirements and conditions. For further details, please consult your Yamaha dealer.