



Intensified Darkness

The MT-09's DNA is rooted in pure emotion and excitement, a radical machine with high torque and a super agile chassis. The combination of the torque-rich CP3 motor and aggressive design makes the MT-09 one of the most formidable forces in Yamaha's range. And now the MT-09 Y-AMT takes that experience to a whole new dimension.

Inspired by the underground sub-cultures found on the streets of Japan, the MT-09 Y-AMT combines intelligence and style, offering an even more thrilling ride and pure adrenaline with its aggressive and edgy styling and a premium specification featuring the very latest in technology.

This Dark Side of Japan philosophy commands a strong emphasis on the thrill and emotion of riding, and this is heightened with the MT-09 Y-AMT as the quick and effortless shifts in either Manual or Automatic Transmission settings allow you to focus more on braking, cornering and acceleration to get the most out of the thrilling Hyper Naked riding experience.




- Hyper-focus on riding with slick gear changes in MT
- Fully automatic shift experience in AT with two modes
- Intuitive, effortless controls
- Smart Key System for keyless ignition
- Sporty design and aggressive styling
- Engaged riding position
- Full colour 5-inch TFT dashboard with smartphone connectivity and navigation
- Agile and versatile to suit your riding mood
- Customisable ride modes with Yamaha Ride Control
- Lightweight CF aluminium die-cast frame
- Brembo radial master cylinder

Symbiosis with Darkness.

Over the last decade, the MT-09 has cemented its status as a Yamaha icon and now, there is a whole new dimension to the Dark Side of Japan. All the qualities which make the MT-09 a leader in its class have been elevated to the next level with the introduction of Y-AMT. Feel more at one with the MT-09 than ever before, focus on the adrenaline-inducing acceleration and super-precise handling with gear changes distilled to a sporty and slick finger-operated shift (MT) or fully automatic transmission (AT).

The hands are one of the most powerful and tactile tools the human body has to offer. So shifting by hand alone, as opposed to a foot-and-hand combination is not only quicker, but requires less thinking time, enabling the discovery of a completely new way to experience the thrill of the CP3 motor. MT offers quicker and more consistent, clutchless gear changes at your fingertips via an intuitive and tactile see-saw switch, enabling the MT-09's true performance to be unleashed at its full sporty potential.

This revolutionised shifting experience allows you to hyper-focus on the MT-09's razor sharp handling, braking and pure acceleration. With an intensified riding experience, the symbiosis between rider and machine reaches a whole new level in the sportiest of riding conditions. Alternatively, simplify shifting even further with AT, which offers a fully automatic transmission with two options to suit different riding scenarios.




A new dimension of sports riding: MT

Enter a new dimension to the Dark Side of Japan with the Manual Transmission (MT) setting, with slick and sporty finger-operated shifts at the touch of a see-saw lever on the left handlebar. The speed and precision of each shift is more consistent than when using even the latest quickshifter, enhancing the excitement and adrenaline in the sportiest of riding conditions.




Fully automatic shift experience: AT

In the Automatic Transmission (AT) setting, choose between two modes to suit different riding scenarios. For a more spirited ride, opt for D+, offering a sporty and aggressive gear change shifting later in the rev range, or, for long distance or urban rides, D mode delivers a softer gear shift experience.




Intuitive, effortless controls

Switch effortlessly between MT and AT on the move with an intuitively placed AT/MT button on the top of the right handlebar cluster. MT gear changes are executed using a tactile see-saw switch at your left-hand finger tips, with a choice between finger and thumb operation or a single-finger shift. In AT, switch between D+ and D with a dedicated thumb-operated MODE button.



Smart Key System

Embodying the MT-09 Y-AMT's premium specification, the Smart Key System allows you to immediately and effortlessly start your ride, providing the Smart Key is within a specified range such as in your pocket.



Agile and versatile

The MT-09 Y-AMT is an agile and versatile motorcycle, designed to be the perfect tool whether you're looking for a spirited and sporty afternoon blast, or a more relaxed ride. MT is designed to maximise the thrill of the MT-09's sportiness on twisty roads, with the fast and slick gearshifts enabling hyper-focus on cornering, braking and throttle application. AT considers both sporty and street riding, with D+ mode tuned for more spirited riding, while D mode is designed to be convenient in the city and on the commute.



Engaged riding position

The MT-09 is renowned for its agility and stability and this is achieved by refined ergonomics, allowing the rider to feel at one with the machine by offering greater freedom of movement for different riding styles—which can be enjoyed at the next level thanks to Y-AMT. The handlebar position features two customisable positions, while the footrests are also adjustable. The two-part seat further amplifies the feeling of freedom while riding.

Engine

Engine type	4-stroke; Liquid-cooled; DOHC; 4-valves; In-Line Three-Cylinder
Displacement	890cc
Bore x stroke	78.0 × 62.1 mm
Compression ratio	11,5 : 1
Lubrication system	Wet sump
Clutch type	Wet; Multiple Disc
Ignition system	TCI
Starter system	Electric
Transmission system	Constant Mesh; 6-speed
Final transmission	Chain
Fuel system	Electronic Fuel Injection
Maximum power	87.5 kW (119.0 PS) @ 10.000 rpm
Maximum torque	93.0 Nm (9.5 kgf-m) @ 7.000 rpm
Limited power version	A license category Dark Side of Japan
Fuel consumption	5,0 L/100 km
CO2 emission	116 g / km

Chassis

Frame	Diamond
Front suspension system	Upside-down telescopic fork, Ø 41 mm
Front travel	130mm
Rear suspension system	link suspension; Swingarm
Rear travel	117 mm
Front brake	Hydraulic dual disc, Ø 298mm
Rear brake	Hydraulic single disc, Ø 245mm
Front tyre	120/70ZR17M/C (58W) Tubeless
Rear tyre	180/55ZR17M/C (73W) Tubeless
Caster angle	24°40'
Trail	108 mm

Dimensions

Overall length	2.090 mm
Overall width	820 mm
Overall height	1.145 mm
Seat height	825 mm
Wheel base	1.430 mm
Minimum ground clearance	140 mm
Wet weight (including full oil and fuel tank)	196 kg
Fuel tank capacity	14 L
Oil tank capacity	3.50 L

Screen & Connectivity	
Adaptive Cruise Control	No
Screen type	TFT
On-screen Navigation	Garmin StreetCross
Smartphone Connectivity	MyRide
Screen size	5 inch



MT-09 Y-AMT

Always wear a helmet, eye protection and protective clothing. Yamaha encourage you to ride safely and respect fellow riders and the environment. Images shown depict professional riders performing under controlled conditions. Specifications and appearance of Yamaha products as shown here are subject to change without notice and may vary according to requirements and conditions. For further details, please consult your Yamaha dealer.