



## The Dark Knight

The first MT-09, unveiled a decade ago, brought pure emotion and excitement back to the world of motorcycling, kick-starting the Hyper Naked revolution that would change everything. A radical new machine with high torque and a super agile chassis: this is a bike like no other. The combination of the torque-rich CP3 motor and aggressive bodywork makes the MT-09 one of the most formidable forces in Yamaha's range.

Inspired by the urban sub-culture found on the streets of Japan, the MT-09 combines intelligence and style, offering an even more thrilling ride and pure adrenaline with its aggressive and edgy styling and a premium specification featuring the very latest in technology



- All-new bodywork and aggressive styling
- Full colour 5-inch TFT dashboard with smartphone connectivity and navigation
- Latest EU5+ 890cc CP3 engine
- Acoustic amplifier grilles
- Engaged riding position
- Yamaha Ride Control customisable riding modes
- Cruise control
- 3rd generation quickshifter for the standard 6-speed manual transmission version
- Six-axis IMU with lean-sensitive rider aids
- Brembo radial master cylinder
- Adjustable suspension at the front and rear

This Dark Side of Japan philosophy commands a strong emphasis on the thrill and emotion of riding, combined with a focus on superior quality, minimalist design and next level technology. This focus results in the best engine and chassis package, class-leading rider aids and dynamic, aggressive styling ensuring the premium specification MT-09 is the purest Hyper Naked of them all.

## Unleash your Darkness.

Ten years ago Yamaha unveiled a motorcycle which would change everything, marking the beginning of a revolutionary new chapter not only in the history of Yamaha, but in the world of motorcycling too. Now, the MT-09 reaches new levels of Darkness. Combining intelligence and style, the next generation offers an even more thrilling ride and pure adrenaline, with aggressive and edgy styling and a premium specification featuring the very latest in technology.


Infused with Dark Side of Japan DNA, the MT-09's aggressive new look is designed to amplify the feeling of the CP3's iconic torque-rich acceleration. Embodying a 'less is more' approach, each and every detail is intended to reinforce the MT-09's aggressive style.

A compact and agile chassis results in razor sharp handling, while a redefined riding position delivers the most heightened and engaged riding experience in the Hyper Naked range. Next level technology further enhances the riding experience, including lean-sensitive rider aids, customisable riding modes and an all-new full colour TFT dashboard featuring smartphone connectivity and navigation.




## All-new bodywork and aggressive styling

Embodying a pure 'less is more' approach, the next generation Hyper Naked styling takes the MT-09 to the next level in aggressive yet minimalist bodywork. The new bi-functional LED headlamp is now enclosed in a cover, creating a more compact and unified relationship with the newly-designed fuel tank, which commands a more engaged, slightly forward-leaning riding position, while maintaining the sharp and edgy aesthetic that is synonymous with the MT name.



## A more engaged riding position

The MT-09 is renowned for its agility and stability and this is enhanced by refined ergonomics, allowing the rider to feel at one with the machine by offering greater freedom of movement for different riding styles. In order to achieve this, the handlebar position is now lower and features two customisable positions, while the newly designed footrests are also adjustable. A new two-part seat further amplifies the feeling of freedom while riding.




## Full colour 5-inch TFT display with connectivity and navigation

Full colour 5-inch TFT instruments provide an option of four different themes to suit your individual requirements and riding situation, which you can scroll through using the all-new handlebar switches. You can also link your smartphone to the new TFT screen via the free MyRide app to receive message notifications, calls and listen to music.\* Full map navigation is also available through the free Garmin StreetCross app to make each journey easier. \*Requires Bluetooth connected headset linked to the MT-09. Headset not included.




## Acoustic amplifier grilles for an enhanced riding experience

The grin-inducing roar of the MT-09 is one of its most defining characteristics, evoking a sense of pure adrenaline with every twist of the throttle. The MT-09 features specifically designed air-intake ducts which accentuate the high frequency sounds, which are then emphasised, especially at higher speed, by an acoustic amplifier grille on top of the fuel tank, delivering the CP3's vibrant note directly to you.



## Customisable ride modes with Yamaha Ride Control settings

Customise your riding experience via the Yamaha Ride Control (YRC) settings, which allow you to select engine power characteristics and the level of electronic intervention to suit your preferences and road conditions. Three integrated riding modes are programmed with factory settings to suit different situations: SPORT, STREET and RAIN; but you can also create two custom programmes to suit your individual preferences. The YRC settings can be customised directly in the dashboard menu or on your smartphone via the MyRide app.



## Third generation quickshifter

The MT-09 is equipped with the 3rd generation quickshifter, offering two distinct settings. Setting 1 allows seamless upshifts under acceleration and downshifts under deceleration. Setting 2 enhances your ride by enabling clutchless downshifts while accelerating and clutchless upshifts under deceleration so you can use it in a wider range of situations. To maintain a more natural feeling, the third-gen quickshifter will not operate in certain situations when engine rpm is extremely low or high and when the machine is neither accelerating nor decelerating.

Engine		
Engine type	4-stroke; Liquid-cooled; DOHC; 4-valves; In-Line Three-Cylinder	
Displacement	890cc	
Bore x stroke	78.0 × 62.1 mm	
Compression ratio	11,5 : 1	
Lubrication system	Wet sump	
Clutch type	Wet; Multiple Disc	
Ignition system	TCI	
Starter system	Electric	
Transmission system	Constant Mesh; 6-speed	
Final transmission	Chain	
Fuel system	Electronic Fuel Injection	
Maximum power	87.5 kW (119.0 PS) @ 10.000 rpm	
Maximum torque	93.0 Nm (9.5 kgf-m) @ 7.000 rpm	
Limited power version	A license category Dark Side of Japan	
Fuel consumption	5,0 L/100 km	
CO2 emission	116 g / km	

Chassis		
Frame	Diamond	
Front suspension system	Upside-down telescopic fork, Ø 41 mm	
Front travel	130mm	
Rear suspension system	link suspension; Swingarm	
Rear travel	117 mm	
Front brake	Hydraulic dual disc, Ø 298mm	
Rear brake	Hydraulic single disc, Ø 245mm	
Front tyre	120/70ZR17M/C (58W) Tubeless	
Rear tyre	180/55ZR17M/C (73W) Tubeless	
Caster angle	24°40'	
Trail	108 mm	

Dimensions		
Overall length	2.090 mm	
Overall width	820 mm	
Overall height	1.145 mm	
Seat height	825 mm	
Wheel base	1.430 mm	
Minimum ground clearance	140 mm	
Wet weight (including full oil and fuel tank)	Standard 6-speed manual: 193 kg; Y-AMT: 196 kg	
Fuel tank capacity	14 L	
Oil tank capacity	3.50 L	



Always wear a helmet, eye protection and protective clothing. Yamaha encourage you to ride safely and respect fellow riders and the environment. Images shown depict professional riders performing under controlled conditions. Specifications and appearance of Yamaha products as shown here are subject to change without notice and may vary according to requirements and conditions. For further details, please consult your Yamaha dealer.

Always wear a helmet, eye protection and protective clothing. Yamaha encourages you to ride safely and respect fellow riders and the environment. Specifications and appearance of Yamaha products shown here are subject to change without notice and may vary according to requirements and conditions. For further details, please consult your Yamaha dealer.