




Darkness is the Next Level

Even when it's standing still the aggressively-styled MT-125 has got some serious attitude. Bold twin-eye position lights give this lightweight Hyper Naked the most intimidating face in the category. The muscular mass-forward bodywork looks ready to attack at any minute.

As soon as you get moving you're going to be totally blown away by its performance. The high-tech 125cc 4-stroke EU5 engine features Yamaha's exclusive torque-boosting VVA system that produces impressive response at low rpm for thrilling acceleration and exciting top-end performance as well.

Equipped with a Deltabox frame as well as a wide 140-section rear tyre, 41mm upside down forks, an A&S clutch, modern 5" TFT meter with mobile connectivity and full LED lighting, the MT-125 combines sophisticated technology with radical naked style like nothing else.



- 125cc EU5 engine with Variable Valve Actuation
- Modern and aggressive body design
- 5" TFT display with smartphone connectivity
- Dual eye positions lights; LED headlight
- Assist and Slipper clutch for smooth corner entry
- Traction Control System
- Sporty Deltabox frame and aluminum swingarm
- High specification 41mm upside down front forks
- Powerful radial-mount front brake calliper
- Large diameter 292mm front disc brake
- Wide 140-section rear tyre

Darkness is the Next Level

With their dynamic style, naked bodywork and thrilling performance, it's no surprise that Yamaha's MT models have lured so many riders into the Dark Side of Japan. The breed is constantly evolving. The radical MT-125 is ready to bring even more performance, attitude and adrenaline to the 125 class.


Featuring a high-tech EU5 compliant engine as well as compact mass-forward bodywork and aggressive next-generation MT design, this exciting 125 is like no other. So get ready to discover the Dark rider inside of you. Because this lightweight Hyper Naked is going to transform your world.

Built with pure MT DNA, this sporty lightweight is the ultimate introduction to the Hyper Naked motorcycling experience. So find out what it's like to ride a true Master of Torque and discover your Dark Side.



Powerful 125cc EU5-compliant engine with VVA

The MT-125's sophisticated 125cc 4-valve liquid-cooled EU5 engine is equipped with Yamaha's exclusive Variable Valve Actuation (VVA) system that features two intake cams. This exclusive R125-derived technology enables the high-tech engine to deliver outstanding top-end performance together with plenty of torque at lower engine speeds, making the MT-125 one of the strongest performers in the category.




Modern and aggressive body design

Athletic bodywork gives a dynamic look that's been strongly influenced by the larger capacity MT models. The signature mass-forward styling, compact fuel tank and short tail accentuate the bike's aggressive stance – and with its dynamic riding position you'd better prepare yourself for the most thrilling ride in the class!



Bold twin-eye face

No other lightweight comes with the street presence and intimidating attitude of the MT-125. Its aggressive face features menacing twin-eye position lights that project a predatory stare. The ultra-compact single LED headlight projects a brilliant beam that enables you to see and be seen.




Assist and slipper clutch

The MT-125's engine is equipped with an assist and slipper (A&S) clutch with a super-light feeling at the lever that gives easy gear changing. As well as requiring less physical input from the rider, the A&S clutch makes downshifts even smoother and helps to prevent rear wheel lock ups – giving you greater control of your MT.



Sporty Deltabox frame and aluminium swingarm

The R125-derived Deltabox frame and aluminium swingarm deliver light and sporty handling as well as impressive comfort at higher speeds. The geometry is optimised to achieve mass-centralization and a dynamic riding position.



Modern 5" colour TFT meter with smartphone connectivity

The MT-125's CCU communicates with the MyRide app so that text messages and incoming call notifications are displayed on the screen, keeping you connected at all times. This connectivity also allows you to monitor all key parameters of the bike through the app. If an issue with your bike is detected, the dashboard notifies you and can send an e-mail alert to a pre-set contact.

Engine

Engine type	4-stroke; Liquid-cooled; SOHC; Single cylinder
Displacement	125cc
Bore x stroke	52,0 x 58,7 mm
Compression ratio	11,2 : 1
Lubrication system	Wet sump
Clutch Type	Wet; Multiple Disc
Ignition system	TCI
Starter system	Electric
Transmission system	Constant Mesh; 6-speed
Final transmission	Chain
Carburettor	Electronic Fuel Injection
Maximum power	11,0 kW @ 10.000 rpm
Maximum Torque	11,5 Nm @ 8.000 rpm
Fuel consumption	2,1 L/100 km
CO2 emission	48 g/km

Chassis

Frame	Diamond
Front suspension system	Upside-down telescopic fork, Ø 41 mm
Front travel	130 mm
Rear suspension system	Swingarm; (Link type suspension)
Rear Travel	110 mm
Front brake	Hydraulic single disc, Ø 292 mm
Rear brake	Hydraulic single disc, Ø 220 mm
Front tyre	100/80-17M/C 52S Tubeless
Rear tyre	140/70-17M/C 66S Tubeless
Caster Angle	26°
Trail	95 mm

Dimensions

Overall length	1.960 mm
Overall width	800 mm
Overall height	1.065 mm
Seat height	810 mm
Wheel base	1.325 mm
Minimum ground clearance	160 mm
Wet weight (including full oil and fuel tank)	142 kg
Fuel tank capacity	10 L
Oil tank capacity	1,05 L

Always wear a helmet, eye protection and protective clothing. Yamaha encourage you to ride safely and respect fellow riders and the environment. Images shown depict professional riders performing under controlled conditions. Specifications and appearance of Yamaha products as shown here are subject to change without notice and may vary according to requirements and conditions. For further details, please consult your Yamaha dealer.

Always wear a helmet, eye protection and protective clothing. Yamaha encourages you to ride safely and respect fellow riders and the environment. Specifications and appearance of Yamaha products shown here are subject to change without notice and may vary according to requirements and conditions. For further details, please consult your Yamaha dealer.