



## The beauty of work.

With its rugged chassis and high-torque engine, the Kodiak 450 is a tireless worker that can carry 120kg on its racks - or tow up to 600kg - allowing you to traverse extreme terrain with tools, provisions or equipment.

Long travel gas suspension and a spacious riding position ensure all day riding comfort - and the wide-section 25" tyres and switchable 4WD can find traction where other vehicles may struggle.

The Kodiak 450 provides the highest level of machine capability; providing more control, comfort, confidence and convenience. The Kodiak 450 oozes Yamaha's legendary durability and reliability to get you there and back every time, without fail. Kodiak 450: the beauty of work!




- Versatile and practical mid-sized utility ATV
- The most durable ATV transmission on the market
- All day comfort, added functionality, easy to use
- Compact body design with roomy riding space
- Stable & planted handling and steering
- Driver selectable wheel drive system
- Low gear for hauling and tough terrain
- Excellent capacity to stow or tow cargo
- T-category homologation optional

## The beauty of work.

Featuring Ultramatic® automatic transmission, On-Command® 2WD/4WD and fuel injection, the nimble yet mighty Kodiak 450 packs a host of features you likely wouldn't expect from an entry-level machine. The Kodiak 450 is truly built for those who are #DRIVENBYRESULTS.


With easy to use technology, outstanding durability and Yamaha reliability, the Kodiak 450 can take on the toughest jobs in any terrain. Switch seamlessly between 2WD and 4WD at the push of a button – this versatile mid-sized utility ATV makes every task more relaxing and enjoyable.

In terms of comfort and convenience, nothing comes close! The gutsy Kodiak 450 is the perfect companion for hard work in any utility setting.



## Yamaha 421cc EFI engine

The Kodiak 450 has the power to conquer the toughest terrain thanks to its 421cc single cylinder liquid cooled engine that produces plenty of smooth torque at low revs. Its Electronic Fuel Injection system ensures easy starting in hot or cold conditions at a range of altitudes, giving reliable and economical performance wherever you go.



## 25-inch tyres with wide tread width

So that you can find the optimum traction even on the most challenging terrain, the Kodiak 450 is fitted with specially developed front and rear tyres. Featuring an all-terrain tread pattern, the extra-wide AT25x8-12 front tyres and the AT25x10-12 rear tyres find extra grip whether you're riding across mud, snow and rock.




## Long-stroke KYB gas charged front and rear shocks

The developed all-round independent double wishbone suspension gives 171mm front wheel travel and 189mm rear wheel travel, helping to make light work of extreme terrain. And with their ability to soak up bumps, ruts and other obstacles, the KYB gas-charged shocks system with preload adjustable springs deliver all day riding comfort.



## On-Command® 2WD/4WD system

In hilly or slippery conditions, the Kodiak 450's industry-leading On-Command® drive system enables you to switch seamlessly over to the 4WD system with the push of a button. And when you're on flat or unchallenging terrain, another press on the button takes you back to 2WD, making this mid-sized utility ATV so easy and convenient to use.



## Ultramatic® CVT transmission

Ultramatic® CVT automatic transmission makes every trip easier and more enjoyable, both for seasoned riders and also for new entrants to the mid-sized utility ATV class. Its durable V-belt delivers smooth acceleration - and the Kodiak 450's sophisticated all-wheel engine braking system gives you added confidence and control on downhill.



## Precise and nimble handling

All day comfort comes as standard with the Kodiak 450, making this mid-sized utility ATV ideal for work and play. Featuring a low centre of gravity, the designed chassis delivers precise, nimble and confident handling for maximum riding enjoyment - and for an extra smooth ride, the engine features special vibration-reducing mounts.

## Engine

Engine type	Single cylinder; Liquid-cooled; 4-stroke; SOHC
Displacement	421cc
Bore x stroke	84.5 mm x 75.0 mm
Compression ratio	10.0 : 1
Lubrication system	Wet sump
Fuel system	EFI - 34mm Mikuni
Ignition system	TCI
Starter system	Electric
Transmission system	L/H/N/R/P; Ultramatic® V-belt with front- and rear wheel engine braking
Drive system	On-Command® 2WD/4WD
Final transmission	Shaft

## Chassis

Front suspension system	Independent double wishbone; 171 mm wheel travel; 5 position preload adjustment
Rear suspension system	Independent double wishbone; 189 mm wheel travel; 5 position preload adjustment
Front brake	Dual hydraulic disc
Rear brake	Sealed oil-bathed multi-disc
Front tyres	AT25x8-12 6ply, E marked / steel wheels
Rear tyres	AT25x10-12 6ply, E marked / steel wheels

## Loading limits

Front rack	40 kg
Rear rack	80 kg

## Dimensions

Overall length	2,035 mm
Overall width	1,180 mm
Overall height	1,160 mm
Seat height	855 mm
Wheelbase	1,240 mm
Minimum ground clearance	245 mm
Min. turning radius	3.2 m
Fuel tank capacity	14 litres
Oil tank capacity	2.6 litres

## Additional features

Steering System	Ackermann-type
Trailer Hitch	Trailer Tab; Small Digital meter
Front Mounted Winch	WARN VRX 25
Towing capacity	600 kg

ATVs with engines up to 50cc are recommended for use only by riders 6 years and older and always with adult supervision. ATVs with engines of 70 to 90cc are recommended only for use by riders 12 years and older, and always under adult supervision. ATVs with engines of 90cc or greater are recommended for use only by riders 16 years and older. Our Side-by-Side Vehicles are recommended for use only by riders of 16 years and older. ATVs and Side-by-Side Vehicles are built to operate within their design limits. Safe towable weights, together with maximum carrying capacity are identified in the owner's manual if applicable. For durability, reliability, but most important of all, operator and passenger (for Side-by-Side Vehicle only) safety, under no circumstances should the recommended capacities be exceeded. ATVs can be hazardous to operate. For your safety: always avoid paved surfaces. ATVs and Side-by-Side Vehicles are designed for unpaved surfaces only. Riding on paved surfaces may seriously affect handling and control and can cause loss of control. Always wear a helmet, eye protection, and protective clothing. Never carry any passengers on ATVs and always wear a seatbelt when riding a Side-by-Side Vehicle. Never engage stunt riding. Riding and alcohol/drugs don't mix. Avoid excessive speed. And be particularly careful on difficult terrain. Please 'tread lightly': always ride in a responsible manner, respecting the environment as well as country and local laws. Yamaha recommends that all ATV and Side-by-Side Vehicle riders take an approved training course. For safety and training information, see your dealer or call your Yamaha Distributor in your country. The specification and appearance of Yamaha products will be varied from time to time without notice, and those shown here are for illustrative purposes only and are not contractual descriptions of products. Some models are shown with optional accessories. The riders in this brochure are professionals: don't attempt to emulate them. All ATVs and Side-by-Side Vehicles come with a 12-month Limited Factory Warranty. See your dealer for details.