



Yamaha Sport ATVs

We know that racing isn't about compromise. It's about being the best. And that's an attitude reflected in the design of every Yamaha Sports ATV.

Discover tough, lightweight frames that move with you, while withstanding every knock and bump. Experience ergonomic designs that keep your body comfortable, and your mind on what lies ahead.

At the heart of every Yamaha Sport ATV is an engine perfected by intensive research and development. We are as committed to engineering excellence as you are to winning the next race. Delivering high levels of torque with explosive acceleration, the YFZ450R SE is built to leave the competition standing.




- Ultimate sports ATV with superior handling
- Class-leading power-to-weight ratio
- Lightweight chassis
- 5-valve 4-stroke single cylinder engine
- Remote reservoir 3-way adjustable front shocks
- Special graphics & quick release fasteners
- 32-bit fuel injection for instant response
- Lightweight weldless hybrid aluminium frame
- Cast aluminium swingarm with piggyback rear shock
- Dual front discs with wave-type rear
- Quick-release fasteners for easy bodywork removal

Taking ATV racing to the next level.

Serious racers will tell you that the Yamaha YFZ450R SE is the clear favourite with winning riders. Its sharp-handling chassis and ultra-responsive 450cc engine have made it today's number one racing ATV. Nothing else comes close.

A race-bred assist and slipper clutch gives more precise control over corner entry speed for quicker lap times - while the race-bred engine delivers superfast throttle response and hard-hitting high rpm power for holeshot-winning performance.

Sharp-designed bodywork gives the rider space to shift the bodyweight during cornering or hard acceleration. And the lightweight piggyback shocks make for razor-sharp handling!



Race-bred high-performance engine

The YFZ450R SE's race-bred 5-valve 4-stroke 450cc engine features a compression ratio of 11.8:1 and high performance camshafts for instant throttle response and race winning high rpm power. The Air Induction System gives high fuel efficiency, reduced exhaust emissions and increased durability.




Electronic Fuel Injection

For sharp throttle response the YFZ450R SE is equipped with a 42 mm Mikuni throttle body which includes an ISC (Idle Speed Control) system for easy and reliable starting and warming up. This advanced system delivers instantaneous pick up and contributes towards reduced emissions.




Hybrid chassis engineering

The YFZ450R SE uses a special combination of aluminium and steel in its frame and swingarm construction, and this innovative 'hybrid chassis' design offers a winning combination of low weight together with outstanding strength and an excellent rigidity balance.



Assist and slipper clutch

The YFZ450R SE is the first ATV in its class to feature an assist and slipper clutch that's designed to partially disengage when you're downshifting quickly for a turn. By virtually eliminating the effects of engine braking, the slipper clutch allows the rider to control corner entry speeds using the brakes for enhanced control and reduced lap times.



Slick-shifting transmission

The YFZ450R SE's 5-speed transmission is one of the slickest shifting systems in its class, and is fitted with an assist and slipper clutch – the first time this race-developed technology has been used in this category. The system makes shifting between gears even easier for quicker lap times and reduced fatigue.



Long-travel adjustable suspension

For reduced unsprung weight this model is fitted with Kayaba piggyback front shock absorbers and a calibrated rear shock. These adjustable units give refined handling performance to give you the edge over other competitors.

Engine

Engine type	Single cylinder; Liquid-cooled; 4-stroke; DOHC; 5-valves
Displacement	449cc
Bore x stroke	95.0 mm x 63.4 mm
Compression ratio	11.8 : 1
Lubrication system	Dry sump
Fuel system	Fuel Injection 42 mm EHS with ISC
Ignition system	TCI
Starter system	Electric
Transmission system	5-speed; manual slipper clutch
Drive system	2WD
Final transmission	Sealed O-ring chain; eccentric adjustment

Chassis

Front suspension system	Independent double wishbone; Piggy Back 3-way adjustable damper; 250 mm stroke; threaded preload adjustable dual-rate coil-over springs
Rear suspension system	Cast aluminium swingarm; Piggy Back 3-way adjustable damper; threaded preload adjustable coil-over springs; 280 mm stroke
Front brake	Dual ventilated disc with hydraulic twin piston callipers
Rear brake	Wave-type ventilated disc with twin piston callipers
Front tyres	AT21x7R10
Rear tyres	AT20x10R9

Dimensions

Overall length	1,795 mm
Overall width	1,240 mm
Overall height	1,065 mm
Seat height	810 mm
Wheelbase	1,270 mm
Minimum ground clearance	115 mm
Wet weight (including full oil and fuel tank)	184kg
Fuel tank capacity	10.0litres