



Kodiak 450 EPS



Work. Play. Relax. Repeat.

With its rugged chassis and high-torque engine, the Kodiak 450 EPS is a tireless worker that can carry 120kg on its racks - or tow up to 600kg - allowing you to traverse extreme terrain with tools, provisions or equipment.

Long travel gas suspension and a spacious riding position ensure all day riding comfort - and the wide-section 25" tyres and switchable 4WD can find traction where other vehicles may struggle.

Electronic Fuel Injection reduces running costs and gives easy hot and cold starting at different altitudes - and Yamaha's legendary durability and reliability get you there and back every time. Kodiak 450 EPS: work, play, relax, repeat!



- Versatile and practical mid-sized utility ATV
- Electric Power Steering for all day comfort and confidence
- Designed for work and leisure
- Premium Yamaha quality with great value for money
- High torque 421cc 4-stroke engine
- Economical and reliable Electronic Fuel Injection
- Compact body design with roomy riding space
- Long travel suspension with gas shock absorbers
- On Command push button 2WD / 4WD drive system
- Ultramatic automatic CVT transmission
- 120kg rack carrying capacity 600kg towing capacity




Kodiak 450 EPS

The beauty of work.

Kodiak is already the leading name in the large capacity utility ATV world. And now we're taking the mid-sized utility class to the next level with the rugged Kodiak 450 EPS.


Its easy to use technology, outstanding durability and Yamaha reliability enable the Kodiak 450 EPS to take on the toughest jobs in extreme terrain. The industry-leading On Command drive system allows you to switch seamlessly between 2WD and 4WD at the push of a button - and the Ultramatic automatic transmission makes every task more relaxing and enjoyable.

In terms of comfort and convenience, nothing comes close! And when work's over, this versatile ATV adds a new dimension to your precious leisure time.



Yamaha 421cc EFI engine

The Kodiak 450 EPS has the power to conquer the toughest terrain thanks to its 421cc single cylinder liquid cooled engine that produces plenty of smooth torque at low revs. Its Electronic Fuel Injection system ensures easy starting in hot or cold conditions at a range of altitudes, giving reliable and economical performance wherever you go.



25-inch tyres with wide tread width

So that you can find the optimum traction even on the most challenging terrain the Kodiak 450 EPS is fitted with specially developed front and rear tyres. Featuring an all-terrain tread pattern, the extra-wide AT25x8-12 front tyres and the AT25x10-12 rear tyres find extra grip whether you're riding across mud, snow and rock.



Long-stroke KYB gas charged front and rear shocks

The all-round independent double wishbone suspension gives 171mm front wheel travel and 189mm rear wheel travel, helping to make light work of extreme terrain. And with their ability to soak up bumps, ruts and other obstacles, the KYB gas-charged adjustable shocks deliver all day riding comfort.




On-Command® 2WD/4WD drive system

In hilly or slippery conditions, the Kodiak 450 EPS's industry-leading On-Command® drive system enables you to switch seamlessly over to the 4WD system with the push of a button. And when you're on flat or challenging terrain, another press on the button takes you back to 2WD, making this mid-sized utility ATV so easy and convenient to use.



Electric Power Steering (EPS)

The Kodiak 450 EPS model is equipped with Yamaha's highly acclaimed Electronic Power Steering (EPS) that is specially designed to give you the best balance of rider assist combined with a natural and positive feel. And for additional illumination, the EPS model features a powerful halogen handlebar-mounted high beam headlight.



Ultramatic® CVT transmission

Ultramatic® CVT automatic transmission makes every trip easier and more enjoyable, both for seasoned riders and also for new entrants to the mid-sized utility ATV class. Its durable V-belt delivers smooth acceleration - and the Kodiak 450 EPS's sophisticated all-wheel engine braking system gives you added confidence and control on downhills.

Engine

Engine type	Single cylinder; Liquid-cooled; 4-stroke; SOHC
Displacement	421cc
Bore x stroke	84.5 mm x 75.0 mm
Compression ratio	10.0 : 1
Lubrication system	Wet sump
Fuel system	EFI - 34mm Mikuni
Ignition system	TCI
Starter system	Electric
Transmission system	Ultramatic® V-belt with front- and rear wheel engine braking; H/L/N/R/P
Drive system	On-Command® 2WD/4WD
Final transmission	Shaft

Chassis

Front suspension system	Independent double wishbone; 171 mm wheel travel; 5 position preload adjustment
Rear suspension system	Independent double wishbone; 189 mm wheel travel; 5 position preload adjustment
Front brake	Dual hydraulic disc
Rear brake	Sealed oil-bathed multi-disc
Front tyres	AT25x8-12 6ply, E marked / steel wheels
Rear tyres	AT25x10-12 6ply, E marked / steel wheels

Loading limits

Front rack	40kg
Rear rack	80kg

Dimensions

Overall length	2,035 mm
Overall width	1,180 mm
Overall height	1,160 mm
Seat height	855 mm
Wheelbase	1,240 mm
Minimum ground clearance	245 mm
Min. turning radius	3.2m
Fuel tank capacity	14 litres
Oil tank capacity	2.6 litres

Additional features

Steering System	Ackermann-type with Electronic Power Steering
Trailer Hitch	2"Receiver Trailer style hitch; Handle bar worklight; Small Digital meter
Front Mounted Winch	WARN VRX 25



Kodiak 450 EPS

ATVs with engines up to 50cc are recommended for use only by riders 6 years and older and always with adult supervision. ATVs with engines of 70 to 90cc are recommended only for use by riders 12 years and older, and always under adult supervision. ATVs with engines of 90cc or greater are recommended for use only by riders 16 years and older. Our Side-by-Side Vehicles are recommended for use only by riders of 16 years and older. ATVs and Side-by-Side Vehicles are built to operate within their design limits. Safe towable weights, together with maximum carrying capacity are identified in the owner's manual if applicable. For durability, reliability, but most important of all, operator and passenger (for Side-by-Side Vehicle only) safety, under no circumstances should the recommended capacities be exceeded. ATVs can be hazardous to operate. For your safety: always avoid paved surfaces. ATVs and Side-by-Side Vehicles are designed for unpaved surfaces only. Riding on paved surfaces may seriously affect handling and control and can cause loss of control. Always wear a helmet, eye protection, and protective clothing. Never carry any passengers on ATVs and always wear a seatbelt when riding a Side-by-Side Vehicle. Never engage stunt riding. Riding and alcohol/drugs don't mix. Avoid excessive speed. And be particularly careful on difficult terrain. Please 'tread lightly': always ride in a responsible manner, respecting the environment as well as country and local laws. Yamaha recommends that all ATV and Side-by-Side Vehicle riders take an approved training course. For safety and training information, see your dealer or call your Yamaha Distributor in your country. The specification and appearance of Yamaha products will be varied from time to time without notice, and those shown here are for illustrative purposes only and are not contractual descriptions of products. Some models are shown with optional accessories. The riders in this brochure are professionals: don't attempt to emulate them. All ATVs and Side-by-Side Vehicles come with a 12-month Limited Factory Warranty. See your dealer for details.