



The power to take control

This breath-taking Hyper Naked has been designed to push even closer to the limit. Sharper, quicker and more aggressive, it is one of the most iconic and exciting motorcycles of our time.

With its dynamic twin-eye design and sophisticated engine and chassis technology, the radically styled MT-09 is built to give you exhilarating performance with total control.

Fully adjustable front forks as well as a Quick Shift System and an Assist and Slipper clutch mean that you can run harder and faster. And its D-Mode adjustable performance and switchable TCS give you the ability to take this 3-cylinder Hyper Naked to another level.




- Switchable Traction Control System (TCS)
- Aggressive LED twin-eye headlights
- Adjustable suspension for enhanced sports riding
- Quick Shift System (QSS) gives faster upshifting
- Assist and Slipper clutch for smooth corner entry
- Torque-rich CP3, 847 cc, 3-cylinder crossplane engine
- D-Mode adjustable engine character
- Refined and improved power character
- Swingarm mounted licence plate holder
- Lightweight aluminium frame and swing arm
- LED position lights

Eyes of Darkness

The motorcycle that changed everything has evolved into an even sharper and more technologically advanced Hyper Naked - and this dynamic MT-09 is built to inspire today's generation of thrill seeking riders like no other bike in its class.

First impressions are everything - and with its intimidating LED twin-eye face, the aggressively styled MT-09 demands attention. The front winglets and radiator side fins give an ultra-sharp look - and to reinforce the bike's uncompromising style we've designed a shorter tail.

With its radical looks, refined bodywork and higher specification, this unstoppable force is ready to take your Hyper Naked riding experience to the next level.




Aggressive LED double headlights

The MT-09 features an aggressively styled twin-eye headlight assembly that gives this best-selling Hyper Naked a more menacing look. Inspired by the flagship MT-10, the slanting dual headlights are equipped with four LED bulbs, accompanied by dual LED position lights.




Fully adjustable forks

The bike's 41mm inverted front forks get a significant upgrade with the addition of a compression damping function, giving the MT-09 even greater sporting potential. For improved suspension performance and a wider range of adjustability the functions are separated, with compression damping in the right fork leg, and rebound damping in the left leg.



Quick Shift System / A&S clutch

The YZF-R1 type Quick Shift System (QSS) gives smoother and quicker upshifts and enables you to make best use of the MT-09's raw and linear torque. This dynamic Hyper Naked is also fitted with an A&S clutch that give improved chassis stability when you're downshifting rapidly before entering a bend.



Torque-rich, EU4 compliant CP3 engine

Once you've experienced the MT-09's 'CP3', 847cc, 3-cylinder crossplane engine you'll be hooked on its instant supply of raw and linear torque that makes it the most exciting bike in the category. The engine comes with a refined and improved power character, and is fully EU4 compliant.



Electronic control technology

The MT-09's advanced electronic control technology is ready to adapt to different riding situations and varying road surfaces. The 3-position D-Mode function lets you adjust engine power character from mild to aggressive, while the Traction Control System (TCS) and ABS intervene when required to enable you to achieve high levels of control.



Swingarm mounted licence plate holder

The rear end of the MT-09 has a fresh look thanks to the use of a swingarm-mounted licence plate holder featuring a lightweight single-sided aluminium stay. To complete the rear end there's an LCD rear light and tail cowl that emphasise the bike's light and agile looks.

Engine

Engine type	3-cylinder; 4-stroke; Liquid-cooled; DOHC; 4-valves
Displacement	847 cm ³
Bore x stroke	78.0 mm x 59.1 mm
Compression ratio	11.5 : 1
Lubrication system	Wet sump
Clutch type	Wet; Multiple Disc
Ignition system	TCI
Starter system	Electric
Transmission system	Constant Mesh; 6-speed
Final transmission	Chain
Maximum power	84.6kW (115PS) @ 10,000 rpm
Maximum torque	87.5Nm (8.9kg-m) @ 8,500 rpm
Fuel consumption	5.5l/100km
CO2 emission	127g/km

Chassis

Frame	Diamond
Front suspension system	Telescopic forks
Front travel	137 mm
Rear suspension system	Swingarm; (Link type suspension)
Rear travel	130 mm
Front brake	Hydraulic dual disc, Ø298 mm
Rear brake	Hydraulic single disc, Ø245 mm
Front tyre	120/70ZR17M/C (58W) (Tubeless)
Rear tyre	180/55ZR17M/C (73W) (Tubeless)
Caster angle	25°
Trail	103mm

Dimensions

Overall length	2,075 mm
Overall width	815 mm
Overall height	1,120 mm
Seat height	820 mm
Wheel base	1,440 mm
Minimum ground clearance	135 mm
Wet weight (including full oil and fuel tank)	193 kg
Fuel tank capacity	14L
Oil tank capacity	3.4L

Always wear a helmet, eye protection and protective clothing. Yamaha encourage you to ride safely and respect fellow riders and the environment. Images shown depict professional riders performing under controlled conditions. Specifications and appearance of Yamaha products as shown here are subject to change without notice and may vary according to requirements and conditions. For further details, please consult your Yamaha dealer.