



The Next Horizon is Yours

Yamaha's original XT models made world travel a reality for every rider. Now the legend continues. And with the Ténéré 700 you can discover real adventure, and change your life forever.

Featuring rugged rally-bred technology including upside down forks, lightweight spoke wheels and switchable ABS, this Dakar-inspired motorcycle makes world travel a reality. Its 16-litre fuel tank gives 350km+ range between refills – and the ergonomic riding position and rally screen enable you to cover huge distances in comfort.

Riding on asphalt or powering across the most remote plains, the Ténéré 700's agile handling and linear torque give you full control. And wherever you want to ride, this bike is designed to get you there.




- 689cc 4-stroke CP2 engine with high torque
- Lightweight double cradle tubular steel frame
- Slim, compact and ergonomic body and seat
- Aggressive rally-bred face with 4-LED headlights
- Adjustable long-travel 43mm upside down forks
- Remotely adjustable rear suspension
- Rally style cockpit with tapered handlebars
- 21-inch/18-inch spoked wheels with adventure tyres
- Slim long-range fuel tank with 16-litre capacity
- Compact rally-style multi-function instruments
- Switchable ABS for on the fly adjustment

The Next Horizon is Yours.

When you're riding the Ténéré 700, your future can be whatever you want it to be. Because this is a go-anywhere motorcycle that enables you to live life without limits, and experience a new feeling of total freedom.


Driven by a high-torque 689cc 2-cylinder engine equipped with a special optimised transmission that gives you the ideal balance of power and control, this rally-bred long distance adventure bike is built to master a wide range of riding conditions on the dirt or asphalt.

The compact tubular chassis and slim bodywork offer maximum agility during stand up or sit down riding – and long travel suspension and spoke wheels give you the ability to get to anywhere you want. Just fill up and go. The Next Horizon is Yours.



689cc 4-stroke CP2 engine

Riding across deserts, through mountain trails or along the highway, the Ténéré's 689cc 2-cylinder crossplane philosophy engine gives you instant power that can respond to every situation. And with its strong linear torque and optimised transmission, this lightweight go-anywhere adventure bike gives you total control in every riding environment.



Double cradle tubular steel frame

When you find yourself in challenging off road situations you'll appreciate the compact dimensions of the Ténéré 700's rugged double cradle tubular steel frame. Its short wheelbase and slim body gives you superb agility in technical riding situations – and with 240mm of ground clearance it's built for extreme terrain.



Slim and compact body and flat seat

For maximum agility the Ténéré 700 has a flat seat and narrow body that make it easy to shift your weight around – whether you're sitting down or standing up on the footpegs. Its relaxed riding position ensures all-day comfort, and the slim 16-litre long-range tank gives excellent knee grip for precise control on every type of surface.




Rally-bred face with 4-LED headlights

Yamaha has been one of the leading names in the rally world for over 40 years – and the Ténéré 700's aggressive face is inspired by the latest Dakar factory race bikes. Featuring a powerful and iconic 4-LED headlight design that illuminates the darkest wilderness, this forceful and distinctive look underlines the bike's pure rally-bred technology.



Inverterad gaffel med lång fjädringsväg

Check out the race-bred front suspension and it's clear that this lightweight adventure bike is built to take on the most hostile terrain! Equipped with flex-resistant 43mm tubes and giving 210mm of front wheel movement that gives a smooth ride with lightweight steering, these adjustable upside down forks can handle whatever you may encounter on your adventures!



Remotely adjustable rear shock absorber

The sophisticated rear suspension is designed to give you a smooth and stable ride in a variety of conditions on the dirt or highway – whether you're riding solo or carrying a passenger and luggage. Offering 200mm of wheel movement, this rally-bred system features a convenient remote adjuster, enabling you to adjust the settings while you're on the go.

Engine

Engine type	Liquid-cooled; 4-stroke; 4-valves; DOHC; 2-Cylinder
Displacement	689cm ³
Bore x stroke	80.0mm x 68.6mm
Compression ratio	11.5:1
Lubrication system	Wet sump
Clutch Type	Wet; Multiple Disc
Ignition system	TCI
Starter system	Electric
Transmission system	Constant Mesh; 6-speed
Final transmission	Chain
Carburettor	Fuel Injection
Maximum power	54.0kW@9000rpm
Maximum Torque	68.0Nm@6500rpm
Limited power version	35.0kW

Chassis

Frame	Steel tube backbone; Double cradle
Front suspension system	Upside down telescopic fork
Front travel	210mm
Rear suspension system	Swingarm; (Link type suspension)
Rear Travel	200mm
Front brake	Hydraulic dual disc, Ø 282mm
Rear brake	Hydraulic single disc, Ø 245mm
Front tyre	90/90 R21 M/C 54V M+S - Spoke wheels with Pirelli Scorpion Rally STR
Rear tyre	150/70 R18 M/C 70V M+S - Spoke wheels with Pirelli Scorpion Rally STR

Dimensions

Overall length	2,370mm
Overall width	910mm
Overall height	1,455mm
Seat height	875mm
Wheel base	1,595mm
Minimum ground clearance	240mm
Wet weight (including full oil and fuel tank)	204kg
Fuel tank capacity	16L

Please note that the model shown is a EURO 4 version. Always wear a helmet, eye protection and protective clothing when riding. Yamaha encourages you to ride safely and respect fellow riders, local laws and the environment. Images displayed may depict a professional rider performing under controlled conditions. All information is given for general guidance and is not binding for Yamaha. No rights can be obtained from these images. All product information is provided on an 'as is' basis without any express or implied warranties. Specifications and appearance of Yamaha products as shown here are subject to change without notice and may vary according to local laws, requirements and conditions. For further details and availability, please contact your local Yamaha dealer.