



Technology the world trusts

Whether you enjoy the thrill of water sports or just relaxing on your boat, choose the engine that helps you get more out of your time on the water.

Like every engine in our range, they use the latest Yamaha marine technology for engine layouts, intake and exhaust systems. Yamaha's 4-stroke development has been so successful because, rather than just adapting ordinary automotive engines for the water, we design and build our marine-specification 4-strokes from scratch.

And, without compromising on power, performance or usability, our specially designed marine engines also help preserve the environment through the use of pioneering clean-burn technologies.



- Shallow Water Drive for cruising close inshore
- Unique 3-position oil-leak-free storage system
- 180° steering for comfortable manoeuvring
- Large F-N-R (Forward-Neutral-Reverse) shift lever
- Built-in 1.1L fuel tank
- 2-way change-over system for portable tank option
- Lighting coil option offers 12V 6A power supply
- Convenient auxiliary priming pump in the cowling
- Auto decompression for easier starting
- Stylish design with a smart grey top cowling
- Latest-generation Yamaha styling and graphics

Technology the world trusts

This attractive engine, with its smart, stylish looks, offers all the power you need to hit the water with confidence. The 4hp is also convenient to store - and so light and easy to handle that carrying one between the shore and the deck of your sailing boat really is a breeze.

The compact size, large carrying handle and built-in fuel tank all enhance its portability – and start-up is easy with Yamaha's CDI Ignition System. Low fuel consumption, simple controls and low noise and vibration levels, along with Yamaha reliability, come as standard.

So for families to get on the water easily - or for a yacht owner wanting a handy auxiliary - the 4hp offers the smartest solution.




Smart grey cowling and latest design graphics

In keeping with its unique character, the 4hp features very stylish looks, with a smart grey top cowling and the very latest generation Yamaha graphics and styling. It's a refreshing design that reflects the playfulness of this compact and portable engine – and the fun and adventure it offers.



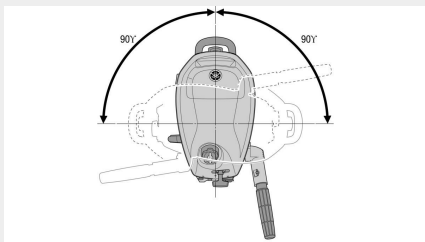
Easy and comfortable to carry about - ashore or on board

When you want to get out on to the water quickly, easy portability is important - and the 4hp is the ultimate in portable power, with its compact shape and large, comfortable carry handle. So this engine is ultra- easy to take down to the water - or to lift on to your main boat as an auxiliary.



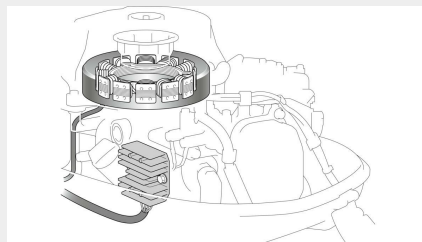
3-position storage system prevents oil leaks

When taking your engine to and from the water - or storing it - the last thing you need is a messy oil leak. Yamaha's unique engine breather system allows the engine to be stored on its front or either side without danger of oil leaking onto your dock or deck - or into the boat locker or car boot.



180° steering with friction and throttle adjustment

Handling is a joy, thanks to the simple steering friction control adjustment and the ability to steer a full 90° turn to left or right, which makes light work of tight turns and docking. Throttle trim is easy to adjust too, so when you're out on the water, you can be sure of great stability and control, even at high speed.



Optional lighting coil gives 12V 6A power supply

The convenient option of a lighting coil and voltage regulator/rectifier provides a reliable 12V 6A power supply for running lights or charging batteries. Great for a bit of exploring or fishing at night!



Built-in fuel tank with switch-over facility for remote tank

The handy built-in 1.1 litre fuel tank is great for portability and makes more room for gear in the boat, whether that's another box of bait, or an extra cooler of refreshments. For longer trips, simply plug in a remote tank (available as an option) and twist the 2-way tap.

Engine	
Engine type	4-stroke
Bore x stroke	62.0 mm x 46.0 mm
Displacement	139 cm ³
Prop shaft output at mid range	2.9 / 4,500 rpm
Full throttle operating range	4,000 - 5,000 rpm
Lubrication system	Wet sump
Ignition / advance system	CDI
Gear ratio	2.08 (27:13)
Starter system	Manual
No. of cylinders/configuration	1, OHV
Fuel Induction System	1-Carb

Dimensions	
Weight with propeller	F4BMHS: 27.0kg, F4BMHL: 28.0kg
Fuel tank capacity	1.1litres (Built-in fuel tank) or optional separate fuel tank
Oil pan capacity	0.6litres
Recommended boat transom height	S435L: 562mm

Additional Features	
Lighting Coil / Alternator	12V -6A*optional
Trim & tilt method	Manual
Remark	The kW data in this sheet is based on the ICOMIA 28 standard, measured at the prop shaft
Propeller	Included
Control	Tiller handle